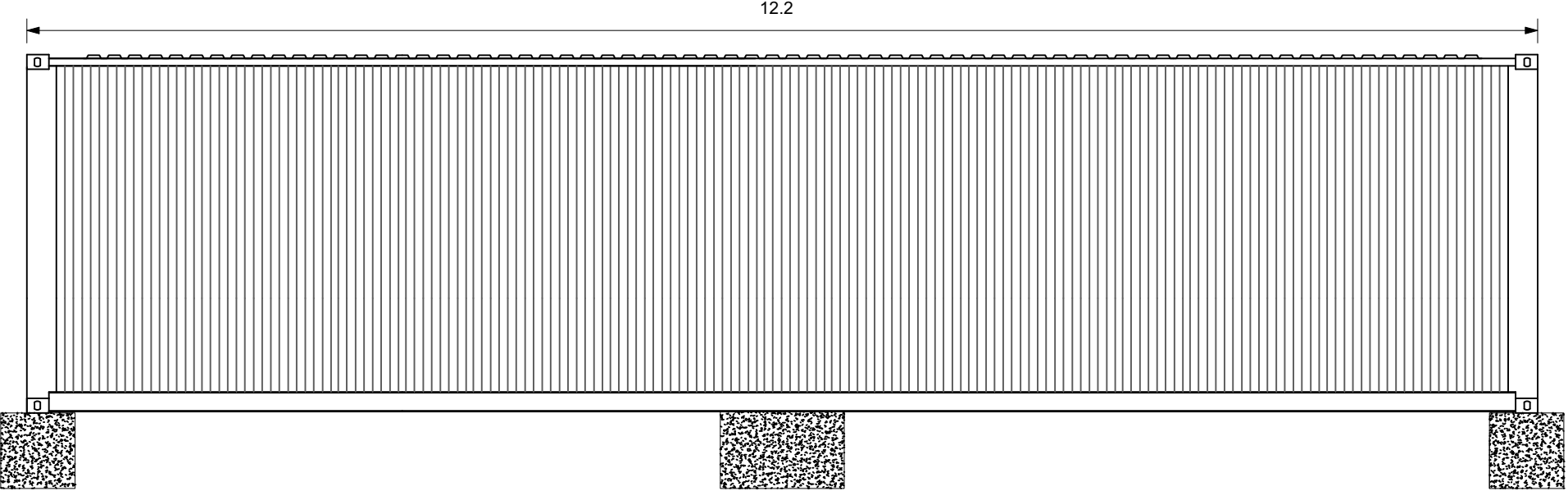
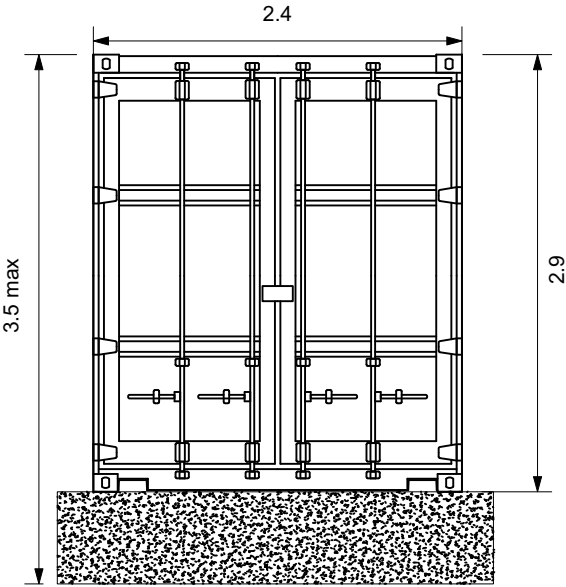



Side Elevation



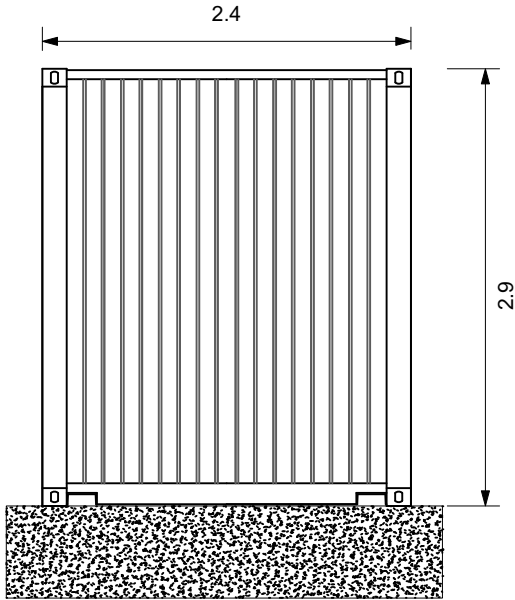
Front Elevation



Floor Plan




Rear Elevation




Revisions:
First Issue- 12/09/2022 JS

Roof Plan



GENERAL NOTES:

- 1) ALL DIMENSIONS ARE IN METERS UNLESS SPECIFIED.
- 2) INVERTER STATIONS TO BE PAINTED RAL6005
- 3) FOUNDATIONS SHOWN INDICATIVELY ONLY. DIMENSIONS TO BE CONFIRMED BASED ON SITE CONDITIONS.



Project Title:
Southlands Solar Farm

Drawing Title:
Inverter/Transformer Stations

DRWG No: RC3-02-P04	Rev: -	Sht no: -
Drawn by : JS	Checked by: RM	
Scale: 1:50 @ A3	Date: 12/09/2022	